

WFT10A Food Transfer Pump

WFT10A Food Transfer Pump

WFT

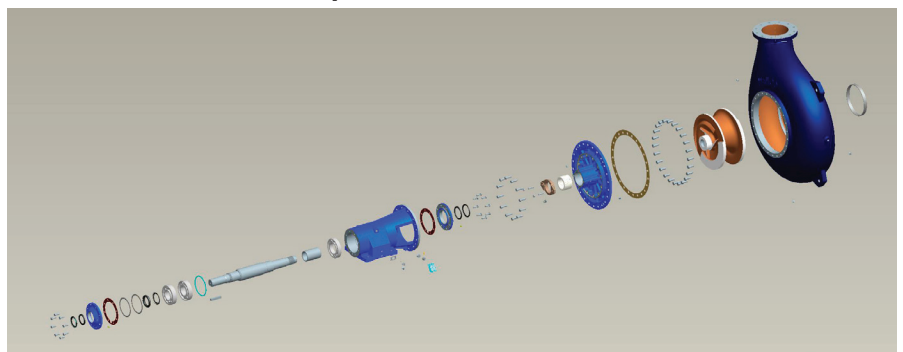
Pump Size ANSI/DIN	10"x10" 250 mm x 250 mm
Pump Casing	Cast Iron
Operating Pressure	Maximum 60 psi (413 kP)
Impeller	21" (533 mm) cast iron single port enclosed type
Impeller Shaft	4140 steel
Wear Plate, Replaceable	Cast Iron
Bearing Housing	Cast iron
Seal Plate	Cast iron
Shaft Sleeve	Stainless steel
Radial Bearing	Single Row Deep Groove Radial Ball Bearing
Thrust Bearing	Single Row Angular Contact Ball Bearing
Bearing/Seal Cavity Lubrication	SAE No. 30 oil
Sealing Methods	Food grade packing or mechanical seal
O-Rings	Buna-N
Hardware	Steel
Oil Level Sight Gauges	Bearing Cavity
Net Weight	2330 lbs / 1060 KG
Shipping Weight	3000 lbs / 1360 KG (est)
Export Crate	95 Ft ³ / 2.6 M ³ (est)



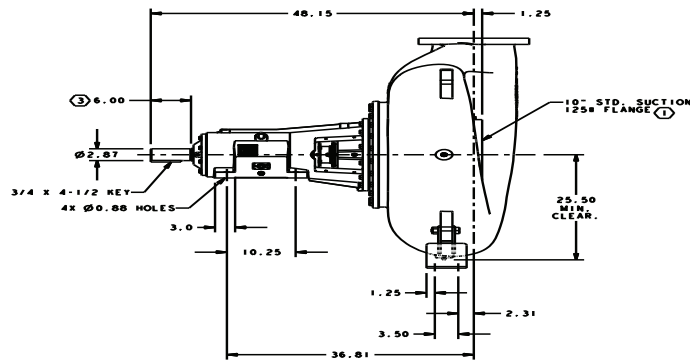
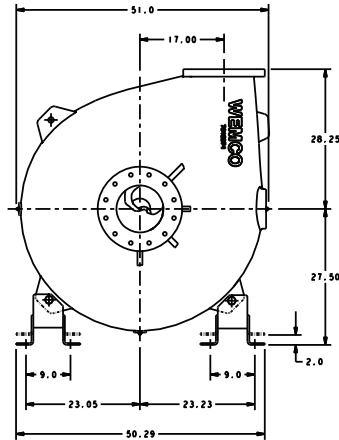
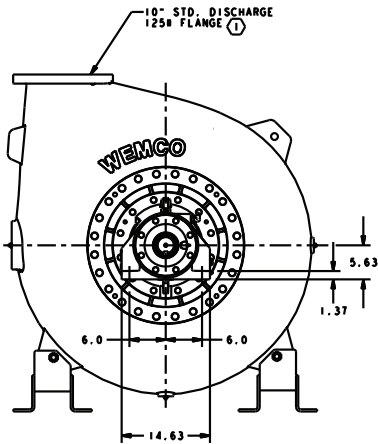
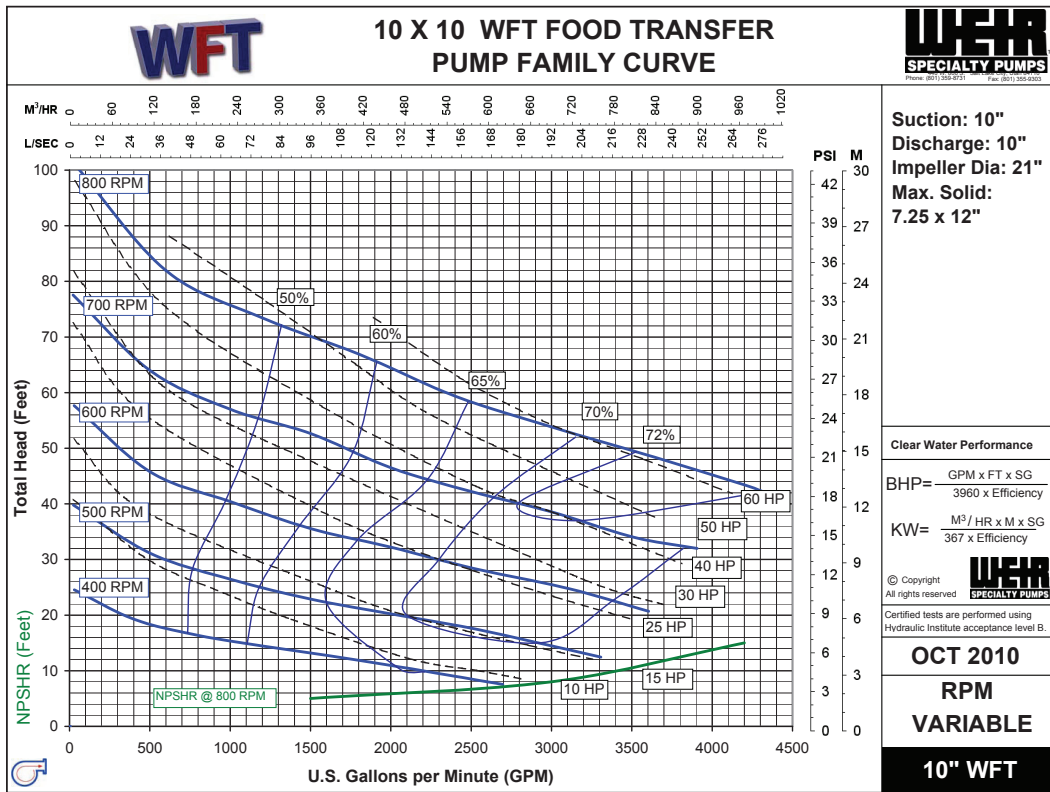
Applications:

- Potatoes
- Cranberries
- Carrots
- Apples
- Peas
- Cherries
- Live Fish
- Lettuce
- Broccoli
- Shrimp
- Crayfish
- Nuts
- Olives
- Cucumbers
- Raisins
- Corn
- Oranges
- Potato Chips
- French Fries
- Other whole and cut foods

Exploded Detail View



WFT10A • Size: 10" x 10" 250 mm x 250 mm



Weir Specialty Pumps

440 West 800 South
 P.O. Box 209 (84110-0209)
 Salt Lake City, UT 84101
 USA

Tel: 1 801 359 8731
 Fax: 1 801 530 7828
 email: info@weirsp.com
 www.weirsp.com

© 2010 Weir Specialty Pumps. All Rights reserved. Cut-Sheet: WFT10A

Excellent
 Power & Industrial
 Solutions

